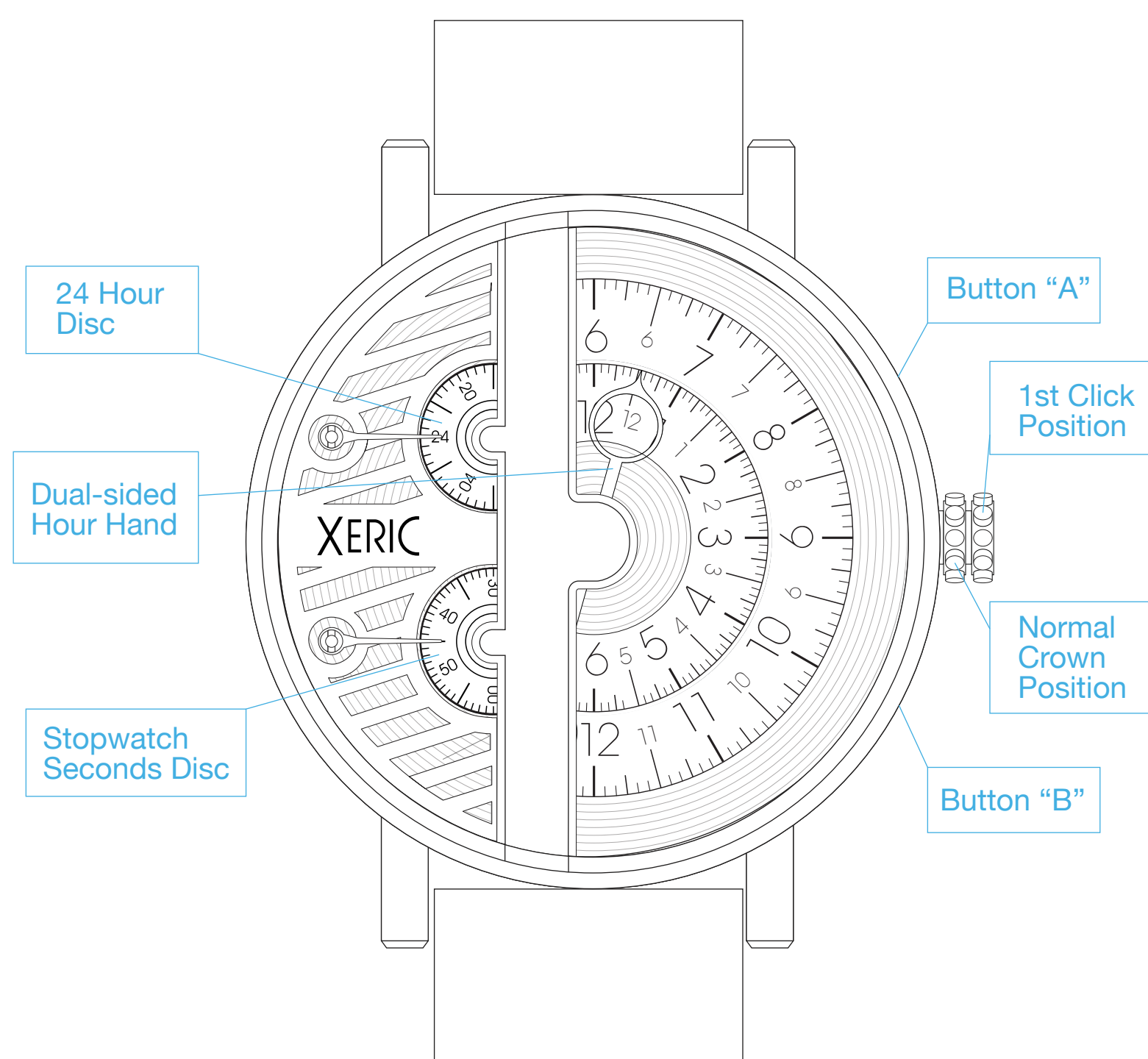


XERIC

SOLOSCOPE RQ

www.xeric.com

SOLOSCOPE RQ




XERIC

1

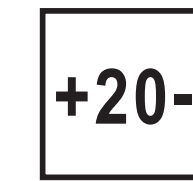
SOLOSCOPE RQ DETAILS



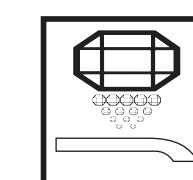
316L Surgical-Grade Stainless Steel



Ultra-Reliable Miyota Quartz Chronograph. Made in Japan




Accuracy of +/- 20 sec/month



Curved Sapphire-coated K1 Crystal



Premium American Horween Leather Strap



Custom Embossed Leather Backing



5 ATM Water Resistance

XERIC

2

SETTING THE TIME

1. Pull the crown out to the 1st Click Position.
2. Turn the crown to set hour hand. Each line is a 5 minute interval.
3. Setting the main hour hand will also set the 24 hour disc accordingly.
4. Push the crown back to the normal position. All done!

USING THE CHRONOGRAPH

The Soloscope RQ stopwatch measures 60 seconds.
The stopwatch seconds disc will automatically stop after running continuously for 30 minutes.

MEASURING SECONDS WITH THE SOLOSCOPE RQ STOPWATCH

1. Press button "A" to start the stopwatch.
2. The stopwatch will start and stop each time button "A" is pressed.
3. Press button "B" to reset the stopwatch and the Soloscope RQ stopwatch seconds disc will return to the zero (0) position. If it doesn't reset back to zero, please refer to the "Adjusting the Stopwatch Disc" section of this instruction manual.

ADDITIONAL INFO

Battery type: SR621SW
Designed in California. Assembled in China

XERIC

3

ADJUSTING THE STOPWATCH DISC

This procedure should be performed when the stopwatch second hand does not return to the zero (0) position after the stopwatch has been reset.

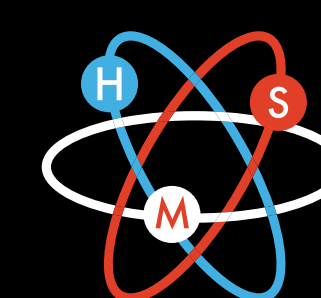
1. Pull the crown out to the 1st Click Position.
2. Press button "A" to set the stop watch second disc to the zero (0) position.
*The stop watch second disc can be advanced rapidly by continuously pressing button "A".
3. Once the disc has been zeroed, reset the time and return the crown to its normal position.

WARRANTY

Xeric offers a limited warranty of defects in materials and manufacturing defects for a period of one (1) year after the original purchase from an authorized Xeric dealer. This means that if the materials in your watch aren't right or if the watch isn't put together correctly, we'll repair or replace it, at our option. But, this doesn't mean you can abuse your watch and expect us to fix it for free. The warranty doesn't cover normal wear and tear, batteries, crystal, watch case, strap, bracelet, loss or theft. You will void your warranty if you open your caseback, push the buttons underwater, or forget to screw down or push in the crown and expose your watch to moisture. Proof of purchase is required for all warranty claims and service requests so hold onto your receipt. Xeric will not accept a warranty claim or repair request if a watch has evidence of excessive wear or misuse.

XERIC

4



Brought to you by
WATCHISMO LABS
REIMAGINING TIME & SPACE